

Signify Classified - Internal
Cooper Lighting Solutions Photometric Lab
1121 Highway 74 South
Peachtree City, GA 30269



Scaled data based on original data using
LM-79-08 Approved Method: Electrical and Photometric Measurements of Solid-
State Lighting Products

Test Report Prepared for
Cooper Lighting Solutions
(formerly Eaton)

Brand: INVUE

Report Number: P868847

Luminaire Tested: **EMM2-HSN-SA2B-730-U-T2R-HSS**

Issue Date: 08/22/2024



Test Information

Test Method: LM-79-08
Report Number: P868847
Test Lab: INNOVATION CENTER(G3)
Issue Date: 08/22/2024
Manufacturer: COOPER LIGHTING SOLUTIONS (FORMERLY EATON)
Product Line: INVUE
Catalog Number: EMM2-HSN-SA2B-730-U-T2R-HSS
Description: EPIC MODERN SHORT HOUSING DISCRETE LED ARRAYS 100W 70CRI 3000K
FIXTURE w/ TYPE II ROADWAY DISTRIBUTION OPTIC AND HOUSE SIDE SHIELD
Light Source: (20) 3000K CCT, 70 CRI LEDS
Ballast/Driver: ELECTRONIC DRIVER

Summary

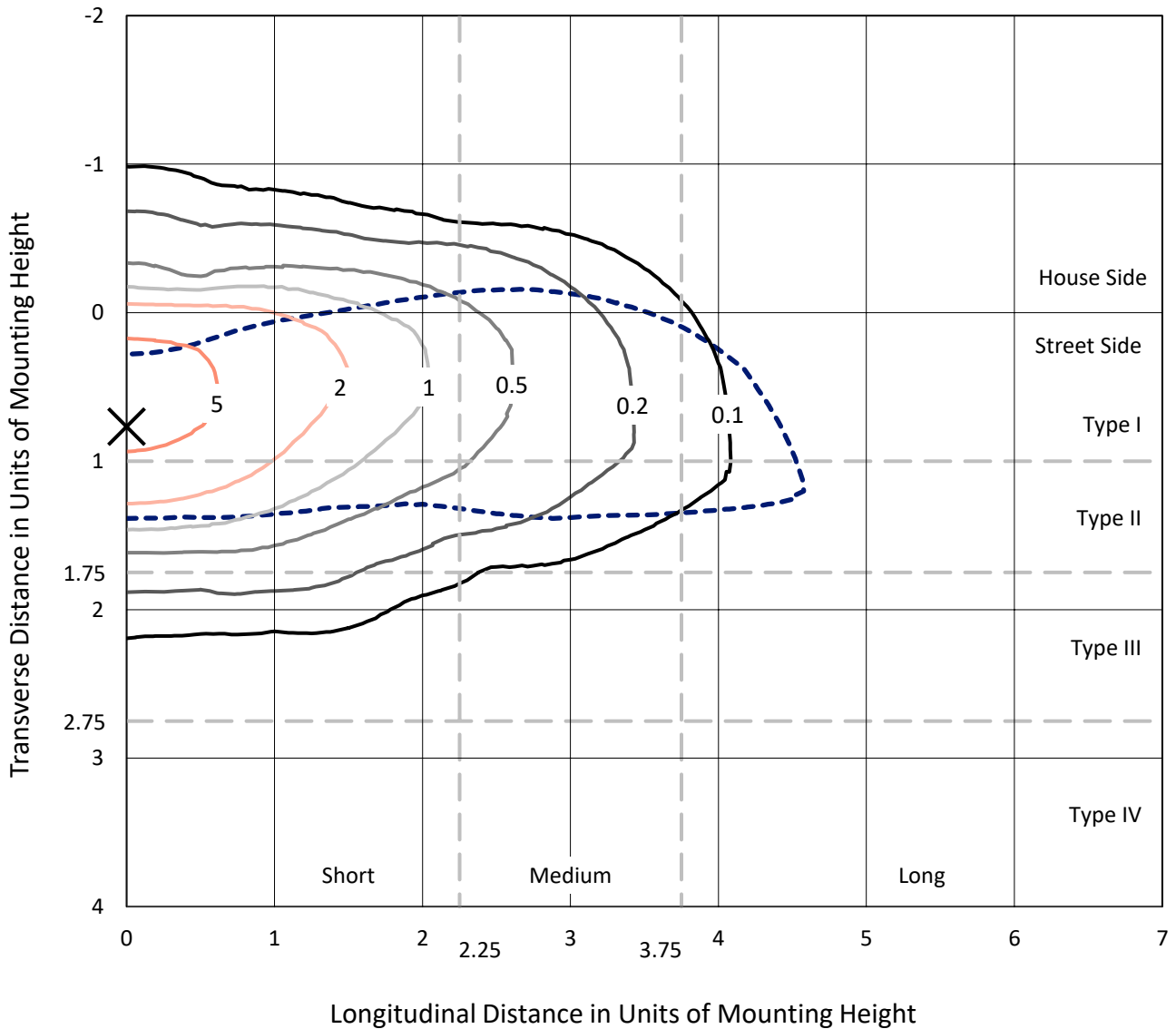
Lumens per Lamp: N/A
Luminaire Lumens: 8651.1 lumens
Efficiency: N/A
Efficacy: 96.1 lumens/watt
Luminous Opening: Rectangular (W 0.67' x L: 0.33' x H: 0')
IES Classification: Type II - Short
BUG Rating: B1 - U0 - G2

Input Watts (W): 90
Input Voltage (V): 120
Input Current (A_{in}): NR
Voltage Rise (V): NR
Power Factor: 0.99
Total Harmonic Distortion (THDi): 6.20%
Frequency (hertz): 60
Stabilization Time: NR
Operation Time: NR
Ambient Temperature (°C): NR
Test Distance: 24 FT

REPORT NUMBER: P868847
 CATALOG NUMBER: EMM2-HSN-SA2B-730-U-T2R-HSS

Iso-Footcandle Lines of Horizontal Illumination

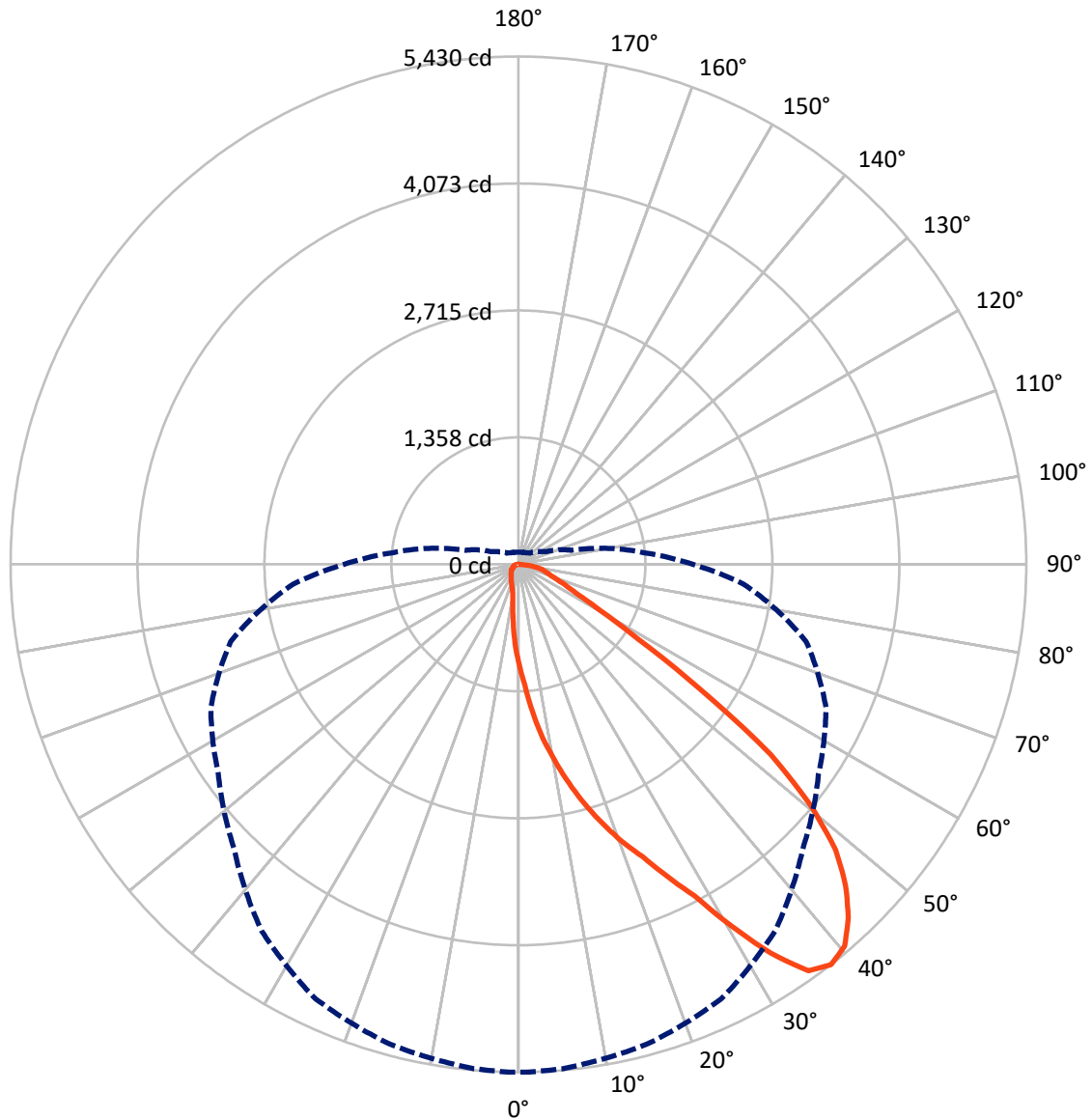
× Max cd
 - - - 1/2 Max cd



Based on 20 foot mounting height. Maximum calculated value = 7.4 fc
 Type II - Short - N/A

REPORT NUMBER: P868847
CATALOG NUMBER: EMM2-HSN-SA2B-730-U-T2R-HSS

Luminous Intensity Polar Plot



— Vertical Plane Through 0-Deg Lateral - - - Horizontal Cone Through 37.5-Deg Vertical

REPORT NUMBER: P868847

CATALOG NUMBER: EMM2-HSN-SA2B-730-U-T2R-HSS

FLUX DISTRIBUTION:

		Downward	Upward	Total
House Side	Lumens	1031.8	0.0	1031.8
	% Fixture	11.9	0.0	11.9
Street Side	Lumens	7619.3	0.0	7619.3
	% Fixture	88.1	0.0	88.1
Total	Lumens	8651.1	0.0	8651.1
	% Fixture	100.0	0.0	100.0

Coefficient of Utilization

ZONAL LUMENS:

Zone	Lumens	% Fixture
0°-10°	107.5	1.2
10°-20°	375.9	4.3
20°-30°	775.7	9.0
30°-40°	1364.8	15.8
40°-50°	1853.1	21.4
50°-60°	1836.0	21.2
60°-70°	1413.4	16.3
70°-80°	820.3	9.5
80°-90°	104.3	1.2
90°-100°	0.0	0.0
100°-110°	0.0	0.0
110°-120°	0.0	0.0
120°-130°	0.0	0.0
130°-140°	0.0	0.0
140°-150°	0.0	0.0
150°-160°	0.0	0.0
160°-170°	0.0	0.0
170°-180°	0.0	0.0
0°-90°	8651.1	100.0
0°-180°	8651.1	100.0



REPORT NUMBER: P868847

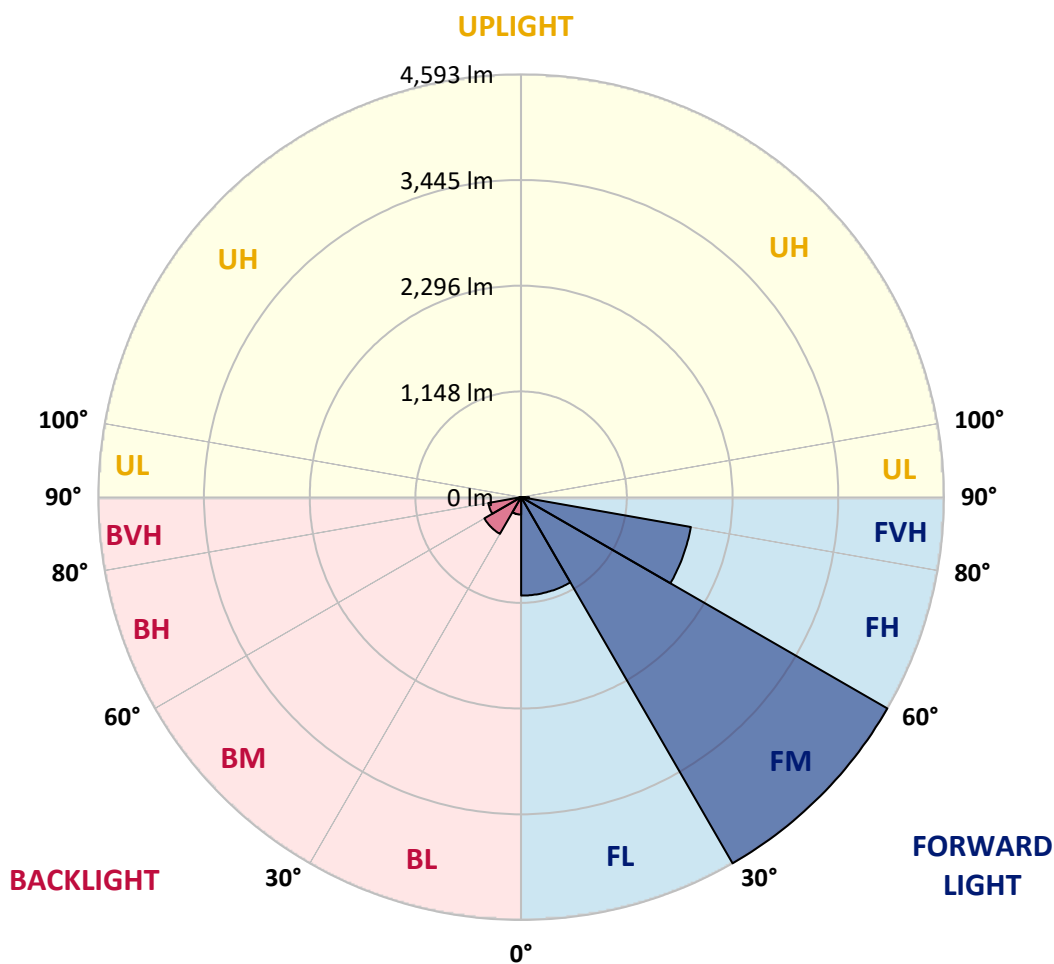
CATALOG NUMBER: EMM2-HSN-SA2B-730-U-T2R-HSS

LUMINAIRE CLASSIFICATION SYSTEM LUMEN TABLE AND BUG RATING:

Zone	Lumens	% Fixture	Zone Rating/Lumen Limit		
			B	U	G
FL (0°-30°)	1069.4	12.4			
FM (30°-60°)	4593.0	53.1			
FH (60°-80°)	1871.8	21.6			G2/5000
FVH (80°-90°)	85.1	1.0			G1/100
BL (0°-30°)	189.7	2.2	B1/500		
BM (30°-60°)	460.8	5.3	B1/1000		
BH (60°-80°)	362.0	4.2	B1/500		G1/500
BVH (80°-90°)	19.2	0.2			G1/100
UL (90°-100°)	0.0	0.0		U0/0	
UH (100°-180°)	0.0	0.0		U0/0	

BUG Rating: B1-U0-G2

Type II Short





REPORT NUMBER: P868847

CATALOG NUMBER: EMM2-HSN-SA2B-730-U-T2R-HSS

CANDELA DISTRIBUTION (FULL):

	0°	1°	5°	15°	25°	35°	45°	55°	65°	75°	85°
0°	1072.0	1072.0	1072.0	1072.0	1072.0	1072.0	1072.0	1072.0	1072.0	1072.0	1072.0
2.5°	1291.7	1311.0	1296.5	1284.5	1267.6	1250.7	1226.5	1200.0	1166.2	1125.1	1088.9
5°	1583.8	1593.5	1588.7	1581.4	1528.3	1477.6	1426.9	1364.1	1277.2	1200.0	1117.9
7.5°	1876.0	1871.2	1859.1	1837.4	1789.1	1731.1	1639.4	1535.6	1412.4	1277.2	1149.3
10°	2131.9	2139.2	2129.5	2095.7	2035.3	1955.7	1844.6	1726.3	1559.7	1371.4	1192.7
12.5°	2399.9	2404.7	2404.7	2332.3	2291.3	2168.1	2049.8	1890.5	1704.6	1487.3	1243.4
15°	2663.1	2653.4	2653.4	2605.1	2532.7	2395.1	2262.3	2069.1	1859.1	1595.9	1301.4
17.5°	2914.2	2919.0	2897.3	2844.2	2774.1	2641.3	2477.2	2264.7	2011.2	1726.3	1361.7
20°	3162.9	3148.4	3138.7	3085.6	3010.7	2853.8	2696.9	2455.4	2189.9	1873.6	1446.2
22.5°	3394.6	3401.9	3377.7	3293.2	3223.2	3080.8	2902.1	2680.0	2378.2	2020.8	1538.0
25°	3694.0	3669.9	3691.6	3590.2	3481.6	3312.5	3109.7	2890.0	2583.4	2201.9	1651.4
27.5°	4012.7	4027.2	4015.1	3904.1	3756.8	3529.8	3317.4	3083.2	2791.0	2373.3	1779.4
30°	4488.4	4481.1	4483.5	4316.9	4073.1	3802.7	3541.9	3286.0	2998.7	2583.4	1929.1
32.5°	4959.2	4985.7	4920.5	4773.3	4493.2	4085.2	3766.5	3481.6	3199.1	2764.5	2081.2
35°	5338.2	5331.0	5304.4	5140.2	4862.6	4466.6	4022.4	3698.8	3411.5	2986.6	2250.2
37.5°	5430.0	5430.0	5413.1	5311.7	5128.2	4785.3	4300.0	3916.1	3628.8	3184.6	2414.4
40°	5369.6	5357.5	5347.9	5280.3	5181.3	4978.5	4592.2	4140.7	3860.6	3440.5	2595.5
42.5°	5171.6	5174.0	5162.0	5123.3	5070.2	4993.0	4773.3	4379.7	4087.6	3681.9	2774.1
45°	4906.0	4910.9	4896.4	4891.6	4865.0	4865.0	4814.3	4568.0	4302.4	3928.2	2969.7
47.5°	4565.6	4563.2	4556.0	4543.9	4597.0	4654.9	4700.8	4674.3	4493.2	4193.8	3146.0
50°	4046.5	4041.7	4063.4	4123.8	4254.2	4382.1	4517.3	4642.9	4630.8	4440.1	3358.4
52.5°	3372.9	3341.5	3365.7	3551.6	3819.6	4104.5	4295.2	4493.2	4700.8	4700.8	3568.5
55°	2358.9	2385.4	2399.9	2672.7	3201.5	3691.6	4027.2	4283.1	4674.3	4908.5	3800.3
57.5°	1501.8	1511.4	1554.9	1849.4	2469.9	3083.2	3677.1	4097.2	4575.3	5082.3	4032.0
60°	1011.6	977.8	1011.6	1180.6	1777.0	2419.2	3162.9	3863.0	4432.8	5207.8	4288.0
62.5°	714.7	712.2	721.9	820.9	1267.6	1818.0	2518.2	3546.7	4319.3	5215.1	4478.7
65°	577.0	560.1	567.4	622.9	849.9	1332.7	1847.0	2974.5	4217.9	5087.1	4572.9
67.5°	463.6	456.3	461.1	497.4	637.4	1002.0	1301.4	2262.3	4003.1	4869.8	4519.7
70°	379.1	381.5	383.9	420.1	507.0	758.1	929.5	1552.5	3544.3	4623.6	4280.7
72.5°	328.4	328.4	330.8	354.9	424.9	601.2	702.6	1009.2	2868.3	4358.0	3841.3
75°	289.7	289.7	289.7	311.5	362.2	482.9	545.7	690.5	2059.5	3865.4	3177.3
77.5°	251.1	253.5	253.5	272.8	311.5	376.6	420.1	478.0	1313.4	2986.6	2404.7
80°	193.2	193.2	195.6	217.3	265.6	294.6	309.0	338.0	690.5	1876.0	1525.9
82.5°	135.2	137.6	137.6	140.0	178.7	181.1	166.6	169.0	251.1	622.9	579.5
85°	14.5	16.9	19.3	19.3	31.4	38.6	41.0	38.6	41.0	72.4	72.4
87.5°	0.0	0.0	0.0	0.0	2.4	4.8	4.8	7.2	7.2	7.2	7.2
90°	0.0	0.0	0.0	0.0	0.0	0.0	0.0	0.0	0.0	0.0	0.0



REPORT NUMBER: P868847

CATALOG NUMBER: EMM2-HSN-SA2B-730-U-T2R-HSS

CANDELA DISTRIBUTION (continued):

	90°	95°	105°	115°	125°	135°	145°	155°	165°	175°	180°
0°	1072.0	1072.0	1072.0	1072.0	1072.0	1072.0	1072.0	1072.0	1072.0	1072.0	1072.0
2.5°	1069.6	1052.7	1016.5	985.1	956.1	932.0	915.1	893.3	876.4	876.4	886.1
5°	1076.8	1038.2	963.3	893.3	837.8	784.7	736.4	705.0	680.9	666.4	666.4
7.5°	1086.5	1028.5	915.1	808.8	721.9	637.4	562.6	526.3	490.1	478.0	480.5
10°	1105.8	1023.7	871.6	734.0	603.6	497.4	424.9	386.3	367.0	357.3	357.3
12.5°	1127.5	1023.7	825.7	649.5	497.4	388.7	345.3	316.3	306.6	301.8	297.0
15°	1156.5	1028.5	787.1	560.1	405.6	328.4	297.0	280.1	270.4	265.6	265.6
17.5°	1190.3	1033.4	746.0	487.7	345.3	289.7	265.6	253.5	243.9	239.0	239.0
20°	1233.8	1045.4	705.0	422.5	301.8	265.6	243.9	231.8	222.1	219.7	217.3
22.5°	1286.9	1064.7	664.0	369.4	272.8	241.4	222.1	212.5	205.2	200.4	200.4
25°	1349.6	1088.9	632.6	330.8	251.1	224.5	207.6	195.6	188.3	185.9	185.9
27.5°	1436.6	1129.9	601.2	301.8	234.2	207.6	190.7	181.1	173.8	171.4	169.0
30°	1518.7	1180.6	586.7	294.6	222.1	193.2	181.1	169.0	161.8	159.3	156.9
32.5°	1624.9	1238.6	577.0	294.6	217.3	183.5	169.0	159.3	152.1	149.7	147.3
35°	1738.4	1306.2	577.0	304.2	219.7	176.3	159.3	149.7	142.4	137.6	137.6
37.5°	1861.5	1373.8	581.9	318.7	227.0	171.4	149.7	140.0	132.8	130.4	130.4
40°	1991.9	1465.5	591.5	330.8	234.2	169.0	140.0	132.8	125.5	120.7	120.7
42.5°	2112.6	1538.0	608.4	345.3	239.0	166.6	132.8	125.5	118.3	115.9	115.9
45°	2252.6	1617.6	622.9	354.9	239.0	159.3	125.5	118.3	113.5	111.1	108.6
47.5°	2363.7	1682.8	630.2	359.7	234.2	152.1	118.3	113.5	108.6	103.8	106.2
50°	2498.9	1752.8	642.2	362.2	224.5	142.4	113.5	106.2	101.4	99.0	99.0
52.5°	2629.3	1822.9	651.9	357.3	212.5	130.4	106.2	101.4	96.6	91.7	91.7
55°	2783.8	1900.1	666.4	350.1	193.2	118.3	99.0	94.2	86.9	84.5	82.1
57.5°	2960.0	2001.5	678.4	335.6	169.0	106.2	94.2	86.9	77.3	72.4	72.4
60°	3121.8	2117.4	688.1	299.4	147.3	99.0	86.9	79.7	70.0	67.6	67.6
62.5°	3295.6	2238.1	688.1	236.6	125.5	89.3	82.1	74.8	65.2	62.8	62.8
65°	3416.4	2346.8	666.4	176.3	106.2	84.5	79.7	70.0	60.4	57.9	57.9
67.5°	3450.2	2414.4	606.0	125.5	91.7	79.7	74.8	65.2	57.9	53.1	53.1
70°	3341.5	2361.3	495.0	96.6	79.7	72.4	67.6	60.4	53.1	50.7	50.7
72.5°	3030.1	2158.5	369.4	82.1	70.0	67.6	62.8	55.5	50.7	48.3	48.3
75°	2537.5	1793.9	260.8	72.4	65.2	60.4	55.5	50.7	45.9	45.9	45.9
77.5°	1921.9	1296.5	161.8	65.2	55.5	55.5	50.7	45.9	43.5	41.0	41.0
80°	1241.0	818.5	91.7	45.9	38.6	41.0	36.2	31.4	31.4	29.0	29.0
82.5°	526.3	323.5	48.3	26.6	19.3	16.9	12.1	12.1	9.7	9.7	9.7
85°	53.1	19.3	9.7	7.2	7.2	4.8	4.8	4.8	4.8	2.4	2.4
87.5°	7.2	7.2	7.2	4.8	4.8	4.8	2.4	2.4	2.4	2.4	2.4
90°	0.0	0.0	0.0	0.0	0.0	0.0	0.0	0.0	0.0	0.0	0.0

LM-79-2019: Approved Method: Electrical and Photometric Measurements of Solid-State Lighting Products

Report Prepared for

Cooper Lighting Solutions

Streetworks

Report Number: SP1-2407-157-4

Test Date: 08/07/2024

Luminaire Tested: MEM2-HTN-SA-40-730-U-5WQ-2

Data in this report applies to families of products including MEM2-HTN-SA-40-730-U-5WQ-2

Test Information

Test Method: LM-79-2019
 Report Number: SP1-2407-157-4
 Test Lab: COOPER LIGHTING SOLUTIONS
 Photometer: SP1 - 76IN SPHERE
 Measurement Geometry: 4π
 Issue Date: 08/20/2024
 Manufacturer: COOPER LIGHTING SOLUTIONS
 Product Line: Streetworks
 Catalog Number: **MEM2-HTN-SA-40-730-U-5WQ-2**
 Description: Epic Modern Light Square 40W 5WQ Optic and Flare Trim

Spectral Parameters

CCT (K): 3057
 CIE u': 0.2487
 CIE v': 0.5199
 Duv: -0.0002
 CIE x: 0.4326
 CIE y: 0.4020
 CIE z: 0.1654
 Peak Wavelength (nm): 593
 Dominant Wavelength (nm): 582
 Purity: 50.50735
 R_f: 74.6
 R_g: 94

CRI (Ra):	71.7		
R1:	68.1	R9:	-34.8
R2:	82.0	R10:	58.5
R3:	93.5	R11:	62.5
R4:	67.5	R12:	47.5
R5:	67.2	R13:	70.7
R6:	74.9	R14:	96.4
R7:	77.4	R15:	60.0
R8:	43.1		



Test Conditions

Stabilization Time: 21M
 Operation Time: 1H 21M
 Sphere Temperature (°C): 24.2

REPORT NUMBER: SP1-2407-157-4

Measurement and Test Equipment			
Instrument	Identification Number	Calibration Date	Calibration Due Date
Photometer	IN0058	6/18/2024	12/18/2024
Power Meter	INXT2011004	2/8/2024	2/8/2025
AC Power Source	IN0063	10/24/2023	10/24/2024
DC Power Source	IN0208	10/24/2023	10/24/2024
Sphere Thermometer	IN0085	10/24/2023	10/24/2024
Room Thermometer	IN0046	10/24/2023	10/24/2024

REPORT NUMBER: SP1-2407-157-4

CIE 1931 Chromaticity Diagram



CIE 1931 Chromaticity Diagram with 2017 ANSI 7-Step and 4-Step Quadrangles



CCT = 3057K
 CIE x = 0.4326
 CIE y = 0.4020
 Duv = -0.0002

Point lies inside the ANSI 3000K 4-step quadrangle

REPORT NUMBER: SP1-2407-157-4

Photopic Flux vs. Wavelength



Photopic Lumens: NR

λ (nm)	Power W [^] /nm	Lumens (ϕ /nm)	λ (nm)	Power W [^] /nm	Lumens (ϕ /nm)	λ (nm)	Power W [^] /nm	Lumens (ϕ /nm)	λ (nm)	Power W [^] /nm	Lumens (ϕ /nm)	λ (nm)	Power W [^] /nm	Lumens (ϕ /nm)
360	0	NR	490	104	NR	620	818	NR	750	20	NR	880	1	NR
365	0	NR	495	135	NR	625	755	NR	755	17	NR	885	0	NR
370	0	NR	500	184	NR	630	691	NR	760	15	NR	890	0	NR
375	0	NR	505	247	NR	635	625	NR	765	13	NR	895	0	NR
380	0	NR	510	309	NR	640	561	NR	770	11	NR	900	0	NR
385	0	NR	515	369	NR	645	499	NR	775	9	NR	905	0	NR
390	0	NR	520	419	NR	650	441	NR	780	8	NR	910	0	NR
395	0	NR	525	460	NR	655	388	NR	785	7	NR	915	0	NR
400	1	NR	530	492	NR	660	338	NR	790	6	NR	920	0	NR
405	3	NR	535	524	NR	665	294	NR	795	5	NR	925	0	NR
410	7	NR	540	553	NR	670	253	NR	800	4	NR	930	0	NR
415	15	NR	545	588	NR	675	218	NR	805	4	NR	935	0	NR
420	31	NR	550	625	NR	680	188	NR	810	3	NR	940	0	NR
425	60	NR	555	670	NR	685	161	NR	815	3	NR	945	0	NR
430	107	NR	560	723	NR	690	139	NR	820	3	NR	950	0	NR
435	183	NR	565	780	NR	695	118	NR	825	2	NR	955	0	NR
440	289	NR	570	837	NR	700	100	NR	830	2	NR	960	0	NR
445	460	NR	575	894	NR	705	85	NR	835	2	NR	965	0	NR
450	646	NR	580	942	NR	710	73	NR	840	1	NR	970	0	NR
455	561	NR	585	976	NR	715	62	NR	845	1	NR	975	0	NR
460	331	NR	590	998	NR	720	53	NR	850	1	NR	980	0	NR
465	238	NR	595	1000	NR	725	45	NR	855	1	NR	985	0	NR
470	178	NR	600	990	NR	730	39	NR	860	1	NR	990	0	NR
475	120	NR	605	962	NR	735	33	NR	865	1	NR	995	0	NR
480	96	NR	610	925	NR	740	28	NR	870	1	NR	1000	0	NR
485	95	NR	615	873	NR	745	24	NR	875	1	NR			

REPORT NUMBER: SP1-2407-157-4

Scotopic Flux vs. Wavelength



Scotopic Lumens: NR

S/P: 1.23

λ (nm)	Power W [^] /nm	Lumens (ϕ /nm)	λ (nm)	Power W [^] /nm	Lumens (ϕ /nm)	λ (nm)	Power W [^] /nm	Lumens (ϕ /nm)	λ (nm)	Power W [^] /nm	Lumens (ϕ /nm)	λ (nm)	Power W [^] /nm	Lumens (ϕ /nm)
360	0	NR	490	104	NR	620	818	NR	750	20	NR	880	1	NR
365	0	NR	495	135	NR	625	755	NR	755	17	NR	885	0	NR
370	0	NR	500	184	NR	630	691	NR	760	15	NR	890	0	NR
375	0	NR	505	247	NR	635	625	NR	765	13	NR	895	0	NR
380	0	NR	510	309	NR	640	561	NR	770	11	NR	900	0	NR
385	0	NR	515	369	NR	645	499	NR	775	9	NR	905	0	NR
390	0	NR	520	419	NR	650	441	NR	780	8	NR	910	0	NR
395	0	NR	525	460	NR	655	388	NR	785	7	NR	915	0	NR
400	1	NR	530	492	NR	660	338	NR	790	6	NR	920	0	NR
405	3	NR	535	524	NR	665	294	NR	795	5	NR	925	0	NR
410	7	NR	540	553	NR	670	253	NR	800	4	NR	930	0	NR
415	15	NR	545	588	NR	675	218	NR	805	4	NR	935	0	NR
420	31	NR	550	625	NR	680	188	NR	810	3	NR	940	0	NR
425	60	NR	555	670	NR	685	161	NR	815	3	NR	945	0	NR
430	107	NR	560	723	NR	690	139	NR	820	3	NR	950	0	NR
435	183	NR	565	780	NR	695	118	NR	825	2	NR	955	0	NR
440	289	NR	570	837	NR	700	100	NR	830	2	NR	960	0	NR
445	460	NR	575	894	NR	705	85	NR	835	2	NR	965	0	NR
450	646	NR	580	942	NR	710	73	NR	840	1	NR	970	0	NR
455	561	NR	585	976	NR	715	62	NR	845	1	NR	975	0	NR
460	331	NR	590	998	NR	720	53	NR	850	1	NR	980	0	NR
465	238	NR	595	1000	NR	725	45	NR	855	1	NR	985	0	NR
470	178	NR	600	990	NR	730	39	NR	860	1	NR	990	0	NR
475	120	NR	605	962	NR	735	33	NR	865	1	NR	995	0	NR
480	96	NR	610	925	NR	740	28	NR	870	1	NR	1000	0	NR
485	95	NR	615	873	NR	745	24	NR	875	1	NR			

REPORT NUMBER: SP1-2407-157-4

Melanopic Flux vs. Wavelength



Melanopic Lumens: NR

M/P: 2.27

λ (nm)	Power W [^] /nm	Lumens (φ/nm)	λ (nm)	Power W [^] /nm	Lumens (φ/nm)	λ (nm)	Power W [^] /nm	Lumens (φ/nm)	λ (nm)	Power W [^] /nm	Lumens (φ/nm)	λ (nm)	Power W [^] /nm	Lumens (φ/nm)
360	0	NR	490	104	NR	620	818	NR	750	20	NR	880	1	NR
365	0	NR	495	135	NR	625	755	NR	755	17	NR	885	0	NR
370	0	NR	500	184	NR	630	691	NR	760	15	NR	890	0	NR
375	0	NR	505	247	NR	635	625	NR	765	13	NR	895	0	NR
380	0	NR	510	309	NR	640	561	NR	770	11	NR	900	0	NR
385	0	NR	515	369	NR	645	499	NR	775	9	NR	905	0	NR
390	0	NR	520	419	NR	650	441	NR	780	8	NR	910	0	NR
395	0	NR	525	460	NR	655	388	NR	785	7	NR	915	0	NR
400	1	NR	530	492	NR	660	338	NR	790	6	NR	920	0	NR
405	3	NR	535	524	NR	665	294	NR	795	5	NR	925	0	NR
410	7	NR	540	553	NR	670	253	NR	800	4	NR	930	0	NR
415	15	NR	545	588	NR	675	218	NR	805	4	NR	935	0	NR
420	31	NR	550	625	NR	680	188	NR	810	3	NR	940	0	NR
425	60	NR	555	670	NR	685	161	NR	815	3	NR	945	0	NR
430	107	NR	560	723	NR	690	139	NR	820	3	NR	950	0	NR
435	183	NR	565	780	NR	695	118	NR	825	2	NR	955	0	NR
440	289	NR	570	837	NR	700	100	NR	830	2	NR	960	0	NR
445	460	NR	575	894	NR	705	85	NR	835	2	NR	965	0	NR
450	646	NR	580	942	NR	710	73	NR	840	1	NR	970	0	NR
455	561	NR	585	976	NR	715	62	NR	845	1	NR	975	0	NR
460	331	NR	590	998	NR	720	53	NR	850	1	NR	980	0	NR
465	238	NR	595	1000	NR	725	45	NR	855	1	NR	985	0	NR
470	178	NR	600	990	NR	730	39	NR	860	1	NR	990	0	NR
475	120	NR	605	962	NR	735	33	NR	865	1	NR	995	0	NR
480	96	NR	610	925	NR	740	28	NR	870	1	NR	1000	0	NR
485	95	NR	615	873	NR	745	24	NR	875	1	NR			

Summary

$R_f = 74.6$
 $R_g = 94$
 $CIE R_a = 71.7$
 $R_9 = -34.8$



Color Vector Graphics

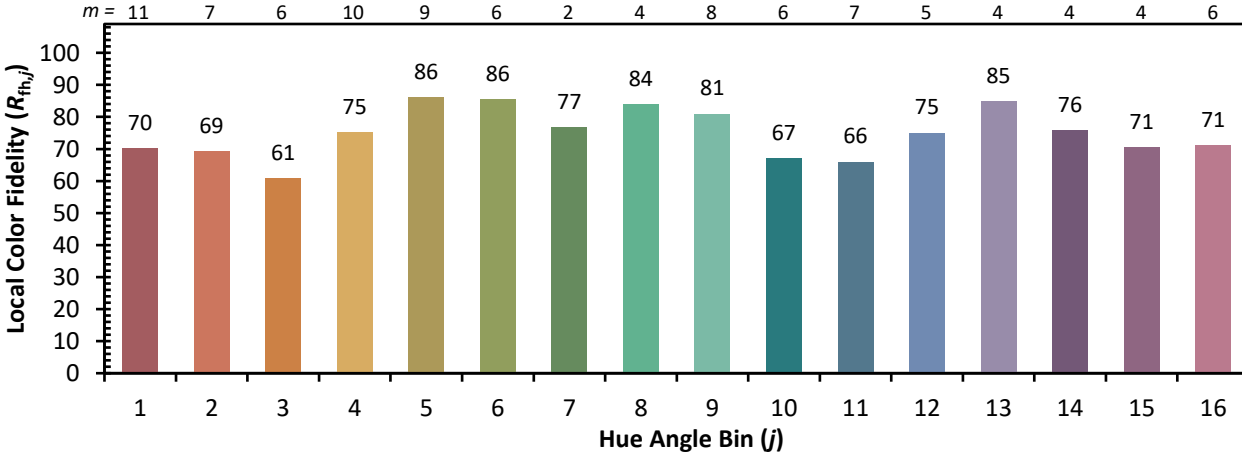


Individual Sample Fidelity Index ($R_{f,i}$)

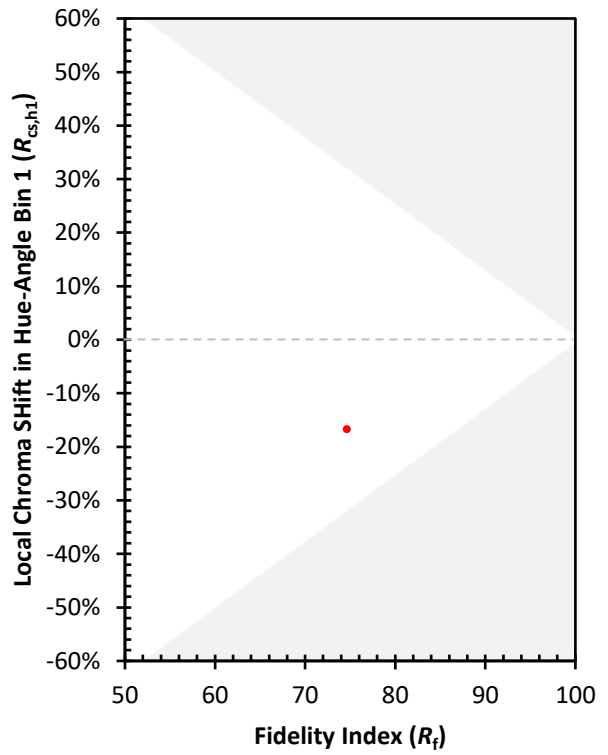
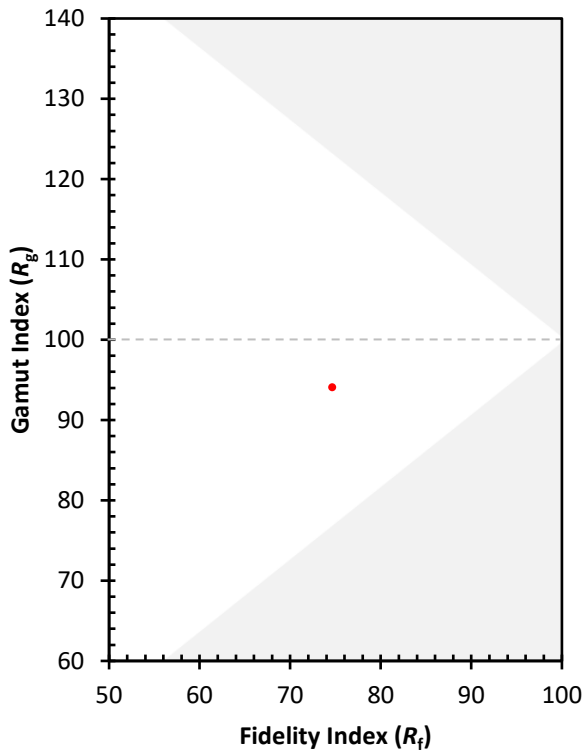
CES01 = 86	CES26 = 65	CES51 = 87	CES76 = 58
CES02 = 62	CES27 = 89	CES52 = 85	CES77 = 76
CES03 = 31	CES28 = 84	CES53 = 77	CES78 = 61
CES04 = 71	CES29 = 68	CES54 = 85	CES79 = 86
CES05 = 49	CES30 = 83	CES55 = 84	CES80 = 83
CES06 = 51	CES31 = 71	CES56 = 74	CES81 = 73
CES07 = 41	CES32 = 64	CES57 = 74	CES82 = 93
CES08 = 40	CES33 = 78	CES58 = 75	CES83 = 91
CES09 = 29	CES34 = 75	CES59 = 85	CES84 = 88
CES10 = 76	CES35 = 87	CES60 = 90	CES85 = 75
CES11 = 59	CES36 = 92	CES61 = 81	CES86 = 64
CES12 = 65	CES37 = 84	CES62 = 89	CES87 = 77
CES13 = 43	CES38 = 92	CES63 = 75	CES88 = 80
CES14 = 74	CES39 = 96	CES64 = 65	CES89 = 67
CES15 = 71	CES40 = 92	CES65 = 64	CES90 = 80
CES16 = 47	CES41 = 93	CES66 = 60	CES91 = 78
CES17 = 50	CES42 = 86	CES67 = 58	CES92 = 56
CES18 = 56	CES43 = 77	CES68 = 66	CES93 = 73
CES19 = 73	CES44 = 99	CES69 = 75	CES94 = 49
CES20 = 66	CES45 = 85	CES70 = 60	CES95 = 66
CES21 = 87	CES46 = 81	CES71 = 56	CES96 = 76
CES22 = 79	CES47 = 86	CES72 = 85	CES97 = 82
CES23 = 92	CES48 = 75	CES73 = 52	CES98 = 76
CES24 = 91	CES49 = 79	CES74 = 95	CES99 = 64
CES25 = 73	CES50 = 86	CES75 = 60	



Color Rendition by Hue-Angle Bin



Measure Comparisons



(END OF REPORT)